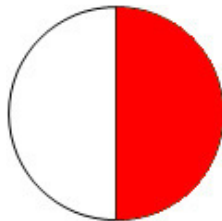


# Darstellen von Brüchen

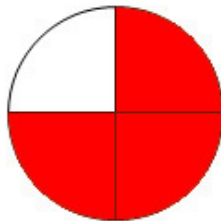
Lösungen

## Übung 1 – Bruchteile darstellen:

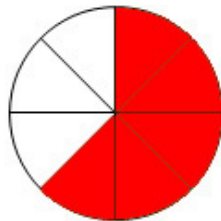
Stelle die folgenden Bruchteile durch Anmalen grafisch dar:



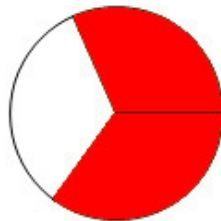
$$\frac{1}{2}$$



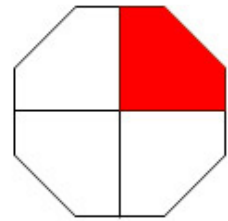
$$\frac{3}{4}$$




$$\frac{5}{8}$$



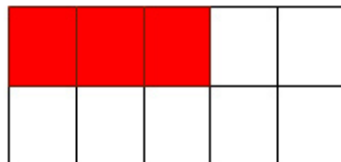
$$\frac{2}{3}$$



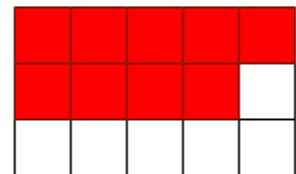
$$\frac{1}{4}$$



$$\frac{3}{5}$$



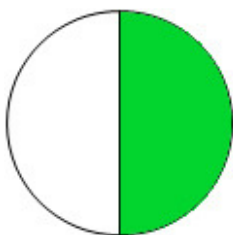
$$\frac{3}{10}$$



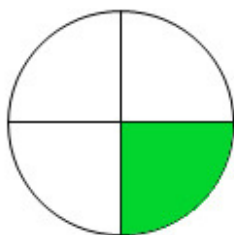
$$\frac{9}{15}$$

## Übung 2 – Bruchteile bestimmen:

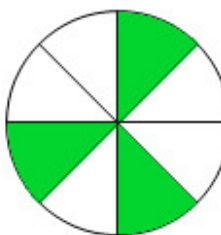
Gib an, welcher Bruchteil jeweils angemalt ist:



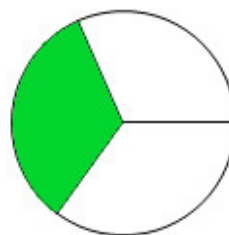
$$\frac{1}{2}$$



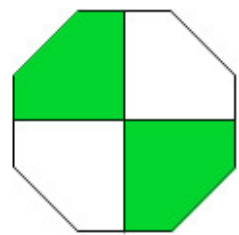
$$\frac{1}{4}$$




$$\frac{3}{8}$$



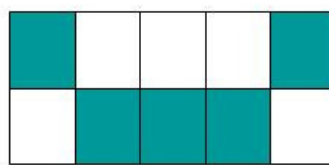
$$\frac{1}{3}$$



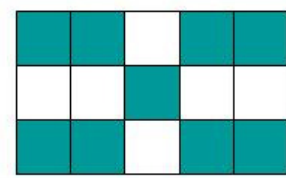
$$\frac{2}{4} = \frac{1}{2}$$



$$\frac{3}{5}$$



$$\frac{5}{10} = \frac{1}{2}$$



$$\frac{9}{15}$$